

MANUFACTURING & EQUIPMENT EXPO

NIGERIA 2017



**MANUFACTURERS
ASSOCIATION
OF NIGERIA**



**FEDERAL MINISTRY OF
INDUSTRY, TRADE &
INVESTMENT**



**The Lagos Chamber of
Commerce and Industry**

Faithful Service to All

- Lawrence O. AGBOOLA, MBA, PMP, PRINCE2, MSP
- Instrumentation, Control & Automation Engr.
- NETCO NNPC Lagos
- Nigeria

WHERE MANUFACTURERS COME TO RETOOL AND MODERNISE

Successful Project Management Strategies



Definition of Terms

- **Project** is a planned set of interrelated tasks to be executed over a fixed period and within certain cost and other limitations (Business Dictionary)
- **Project Management** is the application of knowledge, skills, tools and techniques to a project activities to meet the project requirements.
- **Strategy** is a method or plan chosen to bring about a desired future, such as achievement of a goal or solution to a problem (Business Dictionary)

Introduction

Project management is fraught with potential dangers. Success relies upon one's ability to not only identify critical and non-critical paths, but to excel at managing all facets of the project from budget constraints, and project accounting, to timelines and work tasks.



Activity



- A football coach successful project management strategy is to ensure that his team wins the tournament. Therefore, he needs to:
 1. ...

Objectives

- To understand Successful Project Management Strategies



Project Management Processes

- initiation,
- planning,
- execution,
- performance and monitoring,
- closure

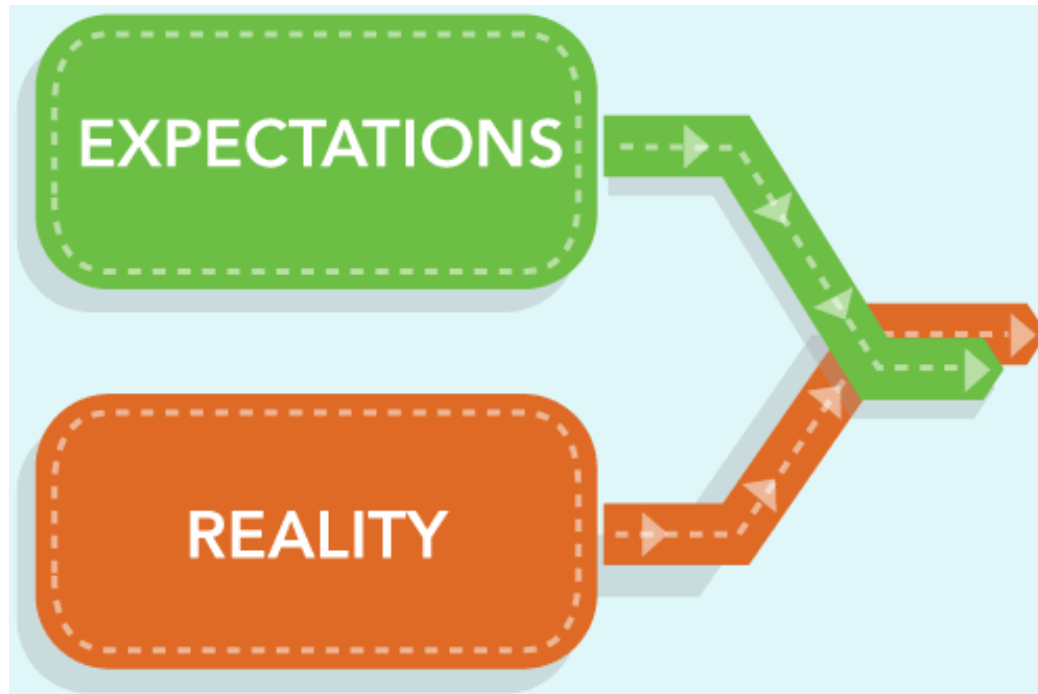


Top 10 Strategy Tips To Project Management Success



2. Set Clear Expectations

This makes it easier to create accountability. Once you've set expectations, make sure everyone is on the same page and knows when their deliverables are due and how their work contributes to the project as a whole.



3. Have talented and right-sized project management team in place

The successful completion of a project largely depends on its team. This is why you need to get the right people with the right skills involved in the mission




4. Define Milestones

It is important to define key milestones throughout the lifecycle of the project because it keeps you informed about any problems that arise while ensuring that each phase of the project is completed successfully.



5. Establish Critical & Non-Critical Paths

The best approach is to identify those critical paths and provide working scenarios on how best to manage delays, should they occur.



6. Create a flow of communication

Good news and bad news are equally important when preparing and implementing a build, so you need to establish a flow of communication with everyone on the ground — and every stakeholder and supplier in the plan.



7. Keep team members motivated by rewarding them when milestones are reached.

Celebrating milestones can be a great way to track progress while keeping team members motivated."



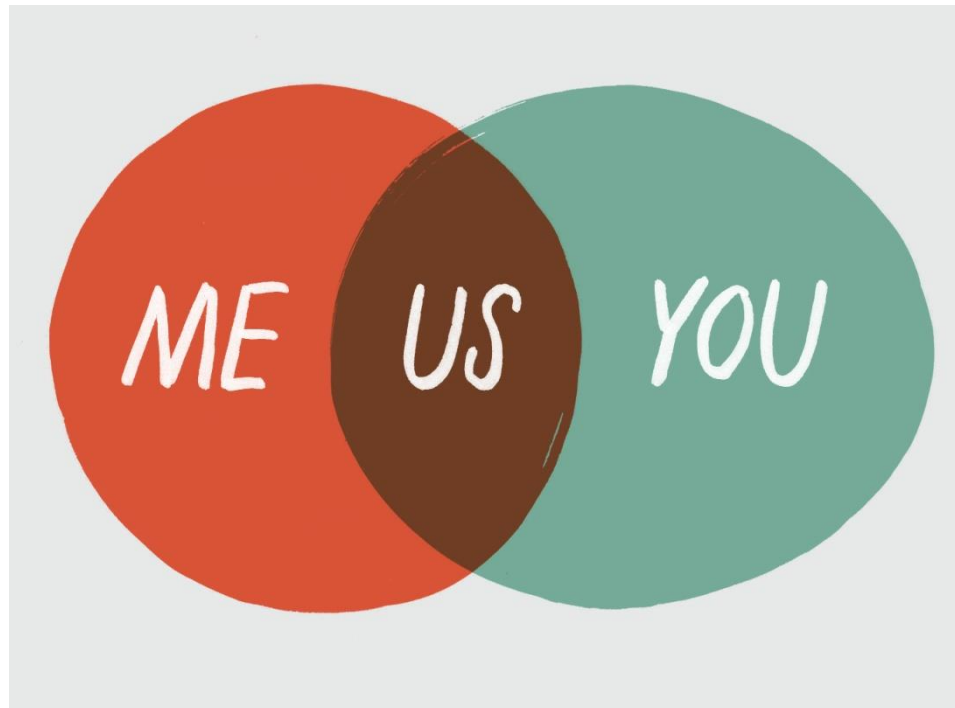
8. Manage the project, Not the Plan

Manage the project and its delays in real-time, and review why the initial plan failed after the project is completed.



9. Relying on Collaborate Efforts

It's essential that project managers come to rely upon the input provided by co-workers and peers. Clearly defining work tasks, and properly assigning them, is essential to success.



10. Evaluate the Project After Completion

When project managers know what went right, what went wrong, and how to make adjustments next time, they are able to develop best practices for future work.



Conclusion

Never Lose Sight of the 3-Factors: **Time**, **Budget**, and **Quality** - Project success occurs when it is delivered on time, within budget, with a level of deliverables that are satisfactory to the client.





T

H

A

N

K

Y

O

U

return

? /

f9
(9) 0

- _

+ =

<

>